

STANDARD DECKOVERS



LOAD  TRAIL

DK

DK07 | DK10 | DK14

Standard 6" Channel Bumper Pull Deckover | 7,000 - 14,000 Lb GVWR

Stock photo. May be shown with additional options.



Available Sizes

LENGTH	WEIGHT
102" X 16'	3,299 lbs.
102" X 18'	3,494 lbs.
102" X 20'	3,694 lbs.
102" X 22'	3,957 lbs.
102" X 24'	4,278 lbs.
*[Base Weight Estimate Only]	
*[Some sizes not available with different axle ratings.]	
Deck Height - 35"	



17 COLORS

STANDARD SPECIFICATIONS

*listed specs based on DK14 base model

- 14,000 lb GVWR
- 7,000 lb GAWR (ea. axle)
- 6" Channel Tongue
- 6" Channel Frame
- 3" Channel 16" OC Cross-members
- (2) 7,000 lb Dexter 2 Elec/ Spring Axles (Forward Self Adjust)
- 16" 8-Hole Wheels w/ ST235/80 R16 LRE Tires
- Multi-Leaf Spring Suspension
- (1) 10,000 lb Drop-Leg Jack
- 2-5/16" Adjustable Coupler
- (2) Safety Chains
- Tool Tray
- Treated Pine Flooring
- Straight Deck w/8' Slide-In Ramps
- 2" Rub Rail
- LED Lighting
- 16 Ga. 5-Way Double-Insulated Harness w/7-way Plug & Front Polar Cord
- Mechanical and/or Chemical Pretreatment for Maximum Paint Adhesion
- Black - Sherwin-Williams Powdura OneCure Primer w/ Polyester TGIC Gloss Powder Topcoat

AXLE OPTIONS

- (2) 3,500 Lb Dexter 2 Elec/Spring (FSA)
- (2) 5,200 Lb Dexter 2 Elec/Spring (FSA)
- (2) 7,000 Lb Dexter 2 Elec/Spring (FSA)

COUPLER OPTIONS

- 2" Adjustable Coupler
- 2-5/16" Adjustable Coupler
- 3" Adjustable Pintle Ring

OTHER OPTIONS

- Steel Diamond Plate Floor
- Rough Oak Floor
- Douglas Fir Floor
- Blackwood Lumber Floor
- 12" OC Cross-Members
- (2) 10K Drop-Leg Jacks
- 3" or 4" d-rings (weld-on, bolt-on, recessed or removable)
- 48" Side-Mount Tool Box
- Tongue-Mount Tool Box
- Spare Tire & Mount
- Rear Support Stands (Tube)
- (1 or 2) MAX-Step(s)
- Additional Stake Pockets
- Receiver Hitch
- 9.5K, 12K, or 17.5K Winch Package
- 1/2" Winch Plate

NOTES

Axles available in straight or torsion, with electric or hydraulic brakes. 24" OC crossmembers standard with 3,500 lb & 5,200 lb axle options. (2) 10K drop-leg jacks standard with 24FT & up deck length.

GATES DOVETAILS, & RAMPS

Under-Frame Ramp Holders

For a complete list of options available for this model, visit us at www.loadtrail.com



PS

PS10 | PS14 | PS16 | GS14 | GS16

Standard 8" I-Beam Gooseneck Deckover

14,000 - 16,000 Lb GVWR

Stock photo. May be shown with additional options.



Available Sizes

LENGTH	WEIGHT
102" X 16'	4,127 lbs.
102" X 18'	4,361 lbs.
102" X 20'	4,472 lbs.
102" X 22'	4,703 lbs.
102" X 24'	4,882 lbs.
102" X 25'	5,064 lbs.
102" X 26'	5,247 lbs.
102" X 28'	5,466 lbs.
*Base Weight Estimate Only	
*Some sizes not available with different axle ratings.	
Deck Height - 32"	



GOOSENECK AVAILABLE
(GS14 & GS16)



17 COLORS

STANDARD SPECIFICATIONS

*listed specs based on PS14 base model

- 14,000 lb GVWR
- 7,000 lb GAWR (ea. axle)
- 8" I-Beam Tongue
- 8" I-Beam Frame
- 3" Channel 16" OC Cross-members
- (2) 7,000 lb Dexter 2 Elec/Spring Axles (Forward Self Adjust)
- 16" 8-Hole Wheels w/ ST235/80 R16 LRE Tires w/ spare
- Multi-Leaf Spring Suspension
- (1) 10,000 lb Drop-Leg Jack
- 2-5/16" Adjustable Coupler
- (2) - Safety Chains
- Treated Pine Flooring
- Straight Deck w/8' Slide-In Ramps
- 2" Rub Rail
- LED Lighting
- 16 Ga. 5-Way Double-Insulated Harness w/7-way Plug & Front Polar Cord
- Mechanical and/or Chemical Pretreatment for Maximum Paint Adhesion
- Black - Sherwin-Williams Powdura OneCure Primer w/Polyester TGIC Gloss Powder Topcoat

AXLE OPTIONS

- (2 or 3) 7,000 Lb Dexter 2 Elec/Spring (FSA)
- (2) 8,000 Lb Dexter 2 Elec/Spring (FSA)

COUPLER OPTIONS

- 2-5/16" Rd. Adjustable GN Coupler (25K)
- 2-5/16" Sq. Adjustable GN Coupler (25K)
- 2-5/16" Adjustable BP Coupler (6-Hole)
- 3" Adjustable Pintle Ring (6-Hole)

GATES DOVETAILS, & RAMPS

- 5' Dove w/Slide-In Ramps
- 5' Dove w/Stand-Up Ramps
- 5' Dove w/Flip-Over Ramps
- 5' Dove w/Max-Ramps
- 5' Dove w/4', 5' or 6' HD Fold-Up Gate
- 5' Dove w/4', 5' or 6' HD Split Gate

OTHER OPTIONS

- ST235/85 R16 LRG
- ST215/75 R17.5 LRH (Singles)
- Locking Chain Rack
- Deck Over Neck (102" X 96" w/45° corners)
- Steel Diamond Plate Floor
- Rough Oak Floor
- Douglas Fir Floor
- Blackwood Lumber Floor
- 12" OC Cross-Members
- (2) 10K Drop-Leg Jacks
- (2) 25K Drop-Leg Jacks (2-Speed)
- (2) Hydraulic Jacks (MAX-Jack)
- LED Light Bar (Single or Dual Row)
- 3" or 4" D-Rings (weld-on, bolt-on, recessed or removable)
- 6" Raised Neck & Coupler
- 12" Raised Neck & Coupler
- (1 or 2) 48" Side Mount Tool Box
- Top-Riser Tool Box
- Fold Down Spare Tire Mount
- Rear Support Stands (Tube)
- (1 or 2) 12" MAX-Step(s)
- Additional Stake Pockets
- 9.5K, 12K, or 17.5K Winch Package
- 1/2" Winch Plate
- Under Frame Rack

NOTES

Axles available in straight or torsion, with electric or hydraulic brakes. 5' dove tail options include self-clean or wood. 9,990 GVWR available on bumper pull model. Locking chain rack available on GN model only. Deck Over Neck available on GN model only. (2) 10K drop-leg jacks standard on 24FT & up lengths. Raised Neck & Coupler options available on GN models only. Top-Riser Tool box available on GN Model only.

For a complete list of options available for this model, visit us at www.loadtrail.com



POPULAR OPTIONS



MAX-Step




MAX-Ramps



MAX-Jack (Hydraulic)



LED Light Bar



Blackwood Decking




Side-mount Tool Box



ST215/75 R17.5" Singles



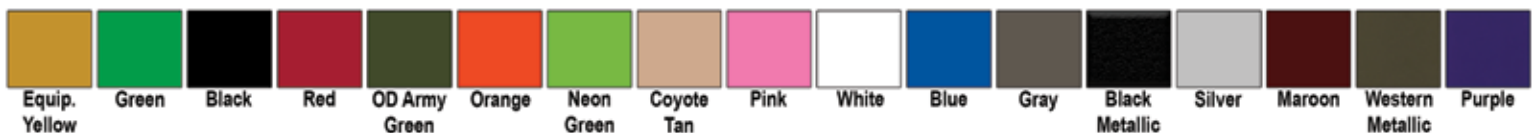
Deck-Over-Neck



Winch/Winch Plate Combo

KEY ADVANTAGES

- Industry Best Warranty
- Roadside Assistance
- National Dealer Network
- Commercial Grade Construction
- Dexter E-Z Lube® Axles
- Dexter Nev-R Adjust™ Forward Self Adjusting Electric Brake Axles / Oil Bath Axles
- Sherwin Williams® Powder Coat
- Primer Standard
- Radial Tires Standard
- Powder Coated Wheels
- Spare Tire Standard On Gooseneck Models
- 8" I-Beam Frame
- 3" Channel Cross-members
- State Pockets, Pipe Spools & Rub Rails
- Front Tool Box Standard on GN Models
- Pressure Treated 2x6 Decking
- Recessed DOT Compliant LED Lighting
- Premium Fully Sealed Wiring Harness w/Polar Cord
- NATM Compliant
- Sandblasted and Zirconium Washed
- Hand Pinstriping
- Innovative Design
- Endless Options for Customization
- Made in USA



AUTHORIZED DEALER
03-2015

